

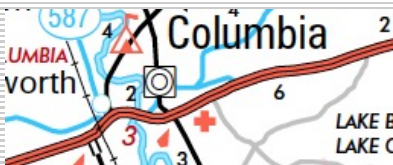

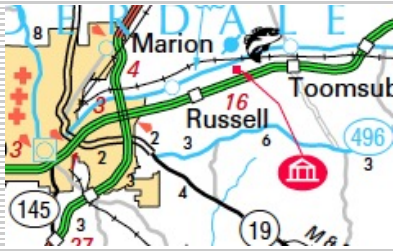
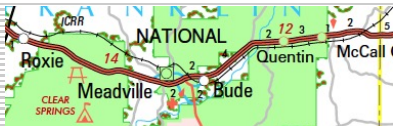



MAPA Letting Range

Letting Date: 6/27/2017

| Let # Dist. | County Type Project | Description | Completion Date or Units | Location |
|----------------|--------------------------|--|-----------------------------|---|
| 1 #2 | Desoto Other | Intersection Improvements on I-55 NB & SB Exit Ramp at Hwy 302 | 8/13/18 |  |
| | | Neat Tons: 2,286 Polymer Tons: 4,096 | | |
| | | Range: \$5,000,000 - \$10,000,000 Project Total: 6,382 | | |
| 2 #6 | Jackson Bridge | Bridge Repair on I-10 over East Pascagoula River | 12/15/17 |  |
| | | Neat Tons: Polymer Tons: | | |
| | | Range: \$250,000 - \$500,000 Project Total: | | |
| 3 #6 | Marion Bridge | Bridge Repair on US 98E Pearl River Bridge | 50 |  |
| | | Neat Tons: Polymer Tons: | | |
| | | Range: \$500,000-\$1,000,000 Project Total: | | |
| 4 #5 | Hinds & Rankin Bridge | Bridge Repair on SR 25 at Pearl River, Bridge Nos. 1.7A & 1.7B | 204 |  |
| | | Neat Tons: Polymer Tons: | | |
| | | Range: \$5,000,000 - \$10,000,000 Project Total: | | |
| 5 #5 | Lauderdale Bridge | Bridge Joint Repair on I-20, I-59, and Ramp to I-20W | 11/15/17 |  |
| | | Neat Tons: Polymer Tons: | | |
| | | Range: \$500,000 - \$1,000,000 Project Total: | | |
| 6 #7 | Franklin Bridge | Bridge Joint Repair on U.S 84 on Bridge Nos. 34.2B, 42.9A, 42.9B, 40.4A, 43.3A, 43.3B, 43.8A & 43.8B | 11/3/17 |  |
| | | Neat Tons: Polymer Tons: | | |
| | | Range: \$250,000 - \$500,000 Project Total: | | |
| 7 #2 | Districtwide Other | Raised Pavement Markers on various routes in District 2 | 3/30/18 |  |
| | | Neat Tons: Polymer Tons: | | |
| | | Range: \$100,000 - \$250,000 Project Total: | | |

Neat 21,206

SMA

Polymer 4,096

Letting HMA Total 25,302

MAPA Letting Range

Letting Date: 6/27/2017

| Let # Dist. | County Type Project | Description | Completion Date or Units | Location |
|----------------|-----------------------------|--|------------------------------|----------|
| 8 #2 | Lafayette Mill & Overlay | Mill & Overlay SR 310 from Panola County Line to Marshall County Line | 61 | |
| | | Neat Tons: 18,920 | Polymer Tons: | |
| | | Range: \$1,000,000 - \$5,000,000 | Project Total: 18,920 | |
| | | | | |

Neat 21,206

SMA

Polymer 4,096

Letting HMA Total 25,302